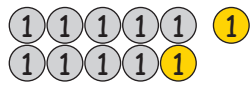
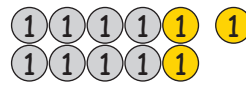


„Onder“ de tien blijven


1. Tel de voorbeelden. De munten helpen je daarbij.




$11 - 2 = \underline{\quad}$




$11 - 3 = \underline{\quad}$




$11 - 4 = \underline{\quad}$




$12 - 3 = \underline{\quad}$




$12 - 4 = \underline{\quad}$




$12 - 5 = \underline{\quad}$




$13 - 4 = \underline{\quad}$



$13 - 5 = \underline{\quad}$



$13 - 6 = \underline{\quad}$



$14 - 5 = \underline{\quad}$



$14 - 6 = \underline{\quad}$



$14 - 7 = \underline{\quad}$




$15 - 6 = \underline{\quad}$



$15 - 7 = \underline{\quad}$



$15 - 8 = \underline{\quad}$



$16 - 7 = \underline{\quad}$



$16 - 8 = \underline{\quad}$



$16 - 9 = \underline{\quad}$

