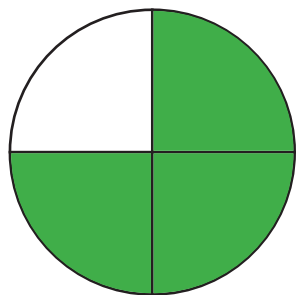
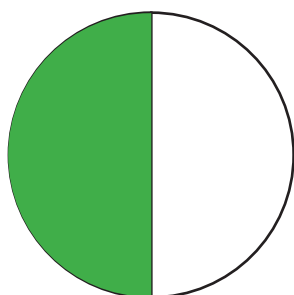


Breuken weergeven en benoemen

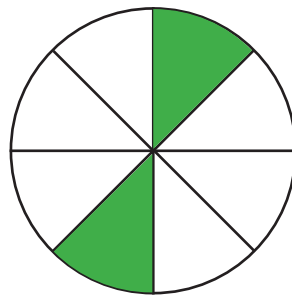
① Breuken weergeven - Kleur het aangegeven breukdeel in



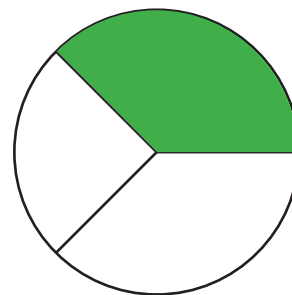
$$\frac{3}{4}$$




$$\frac{1}{2}$$



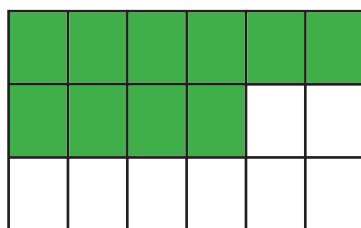
$$\frac{2}{8}$$



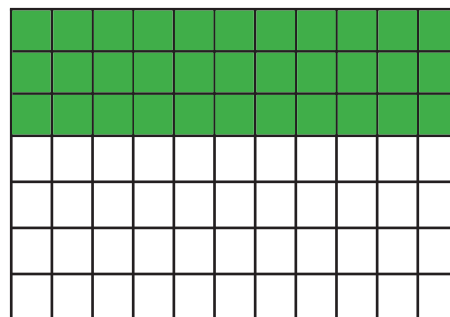
$$\frac{1}{3}$$



$$\frac{4}{5}$$

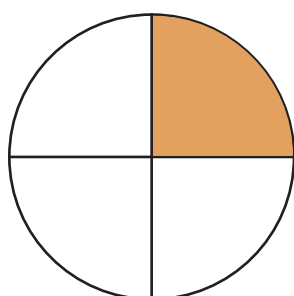


$$\frac{10}{18}$$

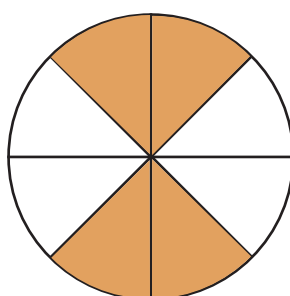


$$\frac{33}{77}$$

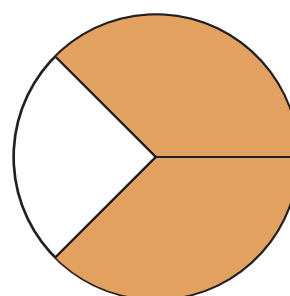
② Breuken benoemen - Welk breukdeel is ingekleurd?



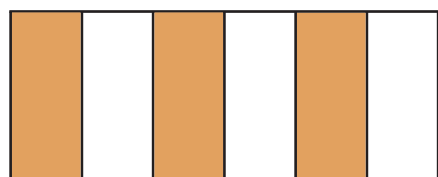
$$\frac{1}{4}$$



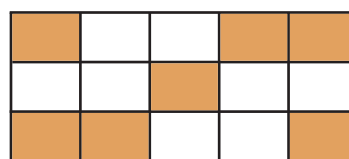
$$\frac{4}{8}$$



$$\frac{2}{3}$$



$$\frac{3}{6}$$



$$\frac{7}{15}$$