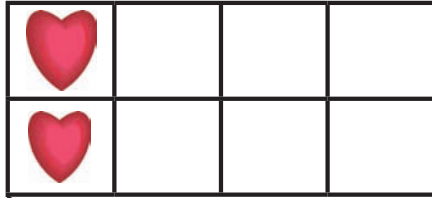


Eenvoudige optelsommen tot 4

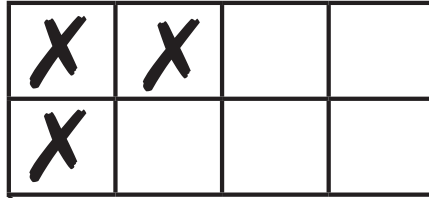
Hoeveel erbij?

Teken de ontbrekende vormen in de vakjes.


Het getal eronder laat je zien, hoeveel vormen er in de tabel moeten staan.



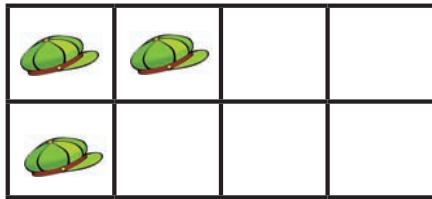
2




3



4



3









4







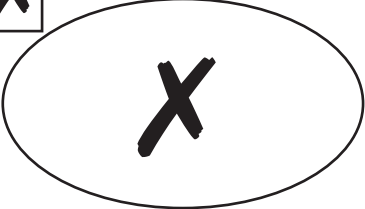

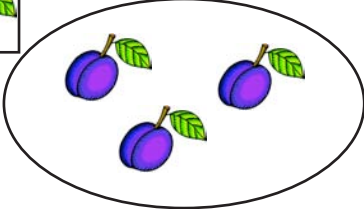








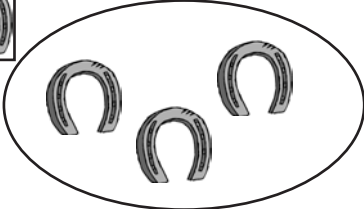


2

Schrijf het juist aantal vormen in de vakjes en teken het aantal in punten ernaast!



Kleur of schrijf het juiste aantal vormen in de ellips of in het vakje.

		
<input type="text" value="2"/>	<input type="text" value="3"/>	<input type="text" value="4"/>
		
		
<input type="text" value="1"/>	<input type="text" value="4"/>	<input type="text" value="3"/>
		
<input type="text" value="2"/>	<input type="text" value="3"/>	<input type="text" value="1"/>
		
		
<input type="text" value="4"/>	<input type="text" value="2"/>	<input type="text" value="3"/>