

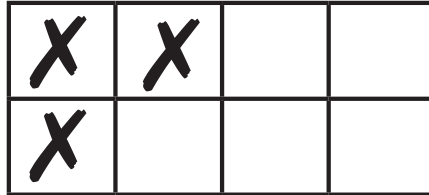
Einfaches Plusrechnen bis 4

Wie viel dazu?


Male die fehlenden Formen in die Kästchen. Die Zahl darunter zeigt dir, wie viele Formen in der Tabelle stehen müssen.



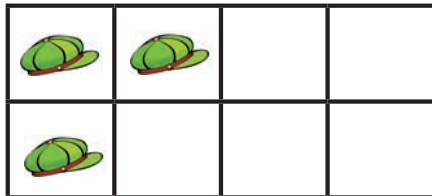
2




3



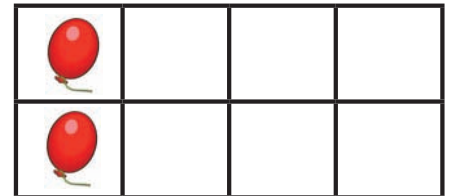
4



3









4



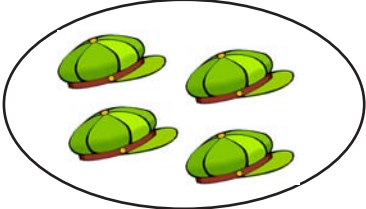
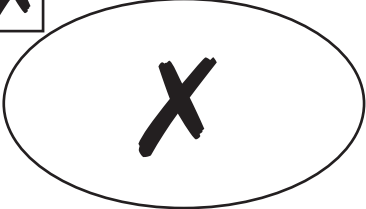

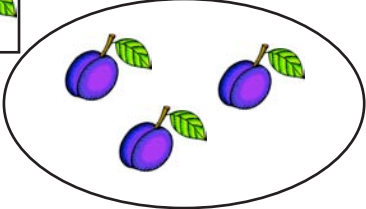





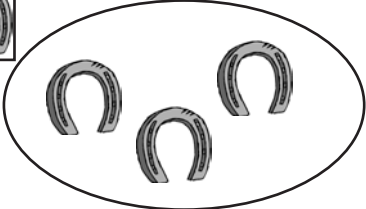


2

Schreibe die richtige Menge der Formen in das Kästchen und male die Zahl in Punkten daneben!



Male oder schreibe die richtige Anzahl der Formen in die Ellipse oder in das Kästchen.

		
<input type="text" value="2"/>	<input type="text" value="3"/>	<input type="text" value="4"/>
<input checked="" type="checkbox" value="X"/> 	<input type="checkbox" value="Sun"/> 	<input type="checkbox" value="Plum"/> 
<input type="text" value="1"/>	<input type="text" value="4"/>	<input type="text" value="3"/>
		
<input type="text" value="2"/>	<input type="text" value="3"/>	<input type="text" value="1"/>
<input type="checkbox" value="Heart"/> 	<input type="checkbox" value="Question"/> 	<input type="checkbox" value="Horseshoe"/> 
<input type="text" value="4"/>	<input type="text" value="2"/>	<input type="text" value="3"/>