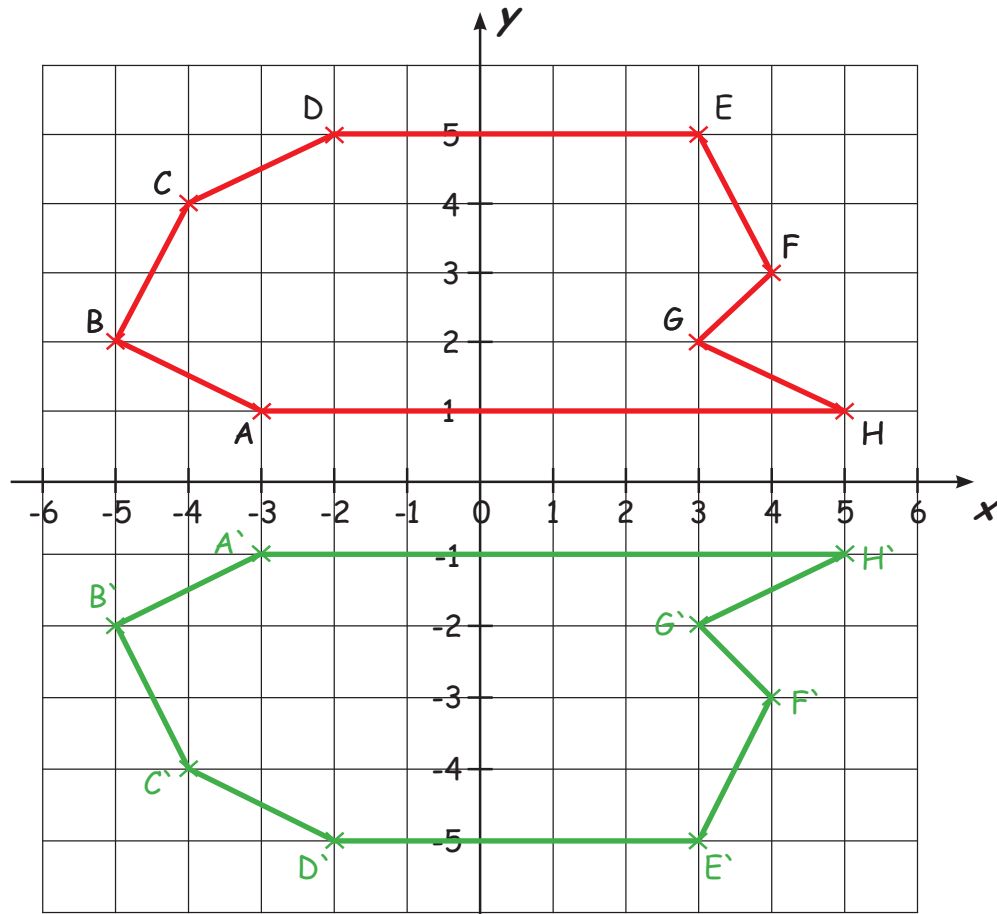


Spiegelen in het coördinatensysteem

Spiegel de volgende figuren op de x-as en schrijf de ontstane hoekpunten op!



A' (-3 / -1)

B' (-5 / -2)

C' (-4 / -4)

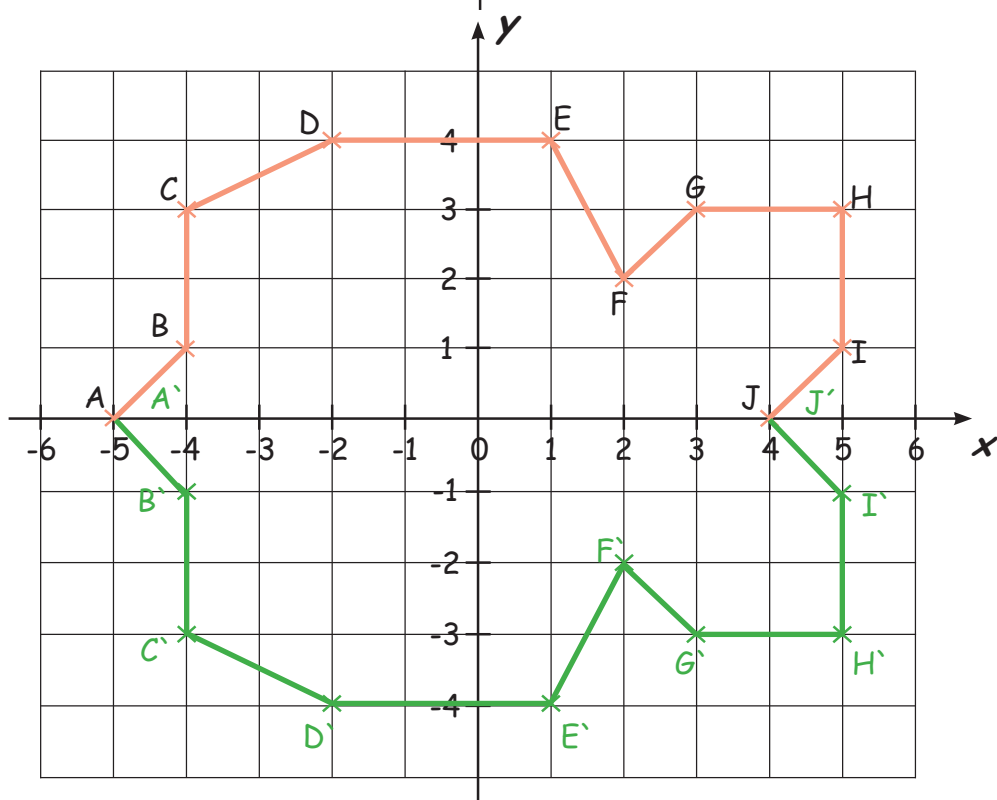
D' (-2 / -5)

E' (3 / -5)

F' (4 / -3)

G' (3 / -2)

H' (5 / -1)



A' (-5 / 0)

B' (-4 / -1)

C' (-4 / -3)

D' (-2 / -4)

E' (1 / -4)

F' (2 / -2)

G' (3 / -3)

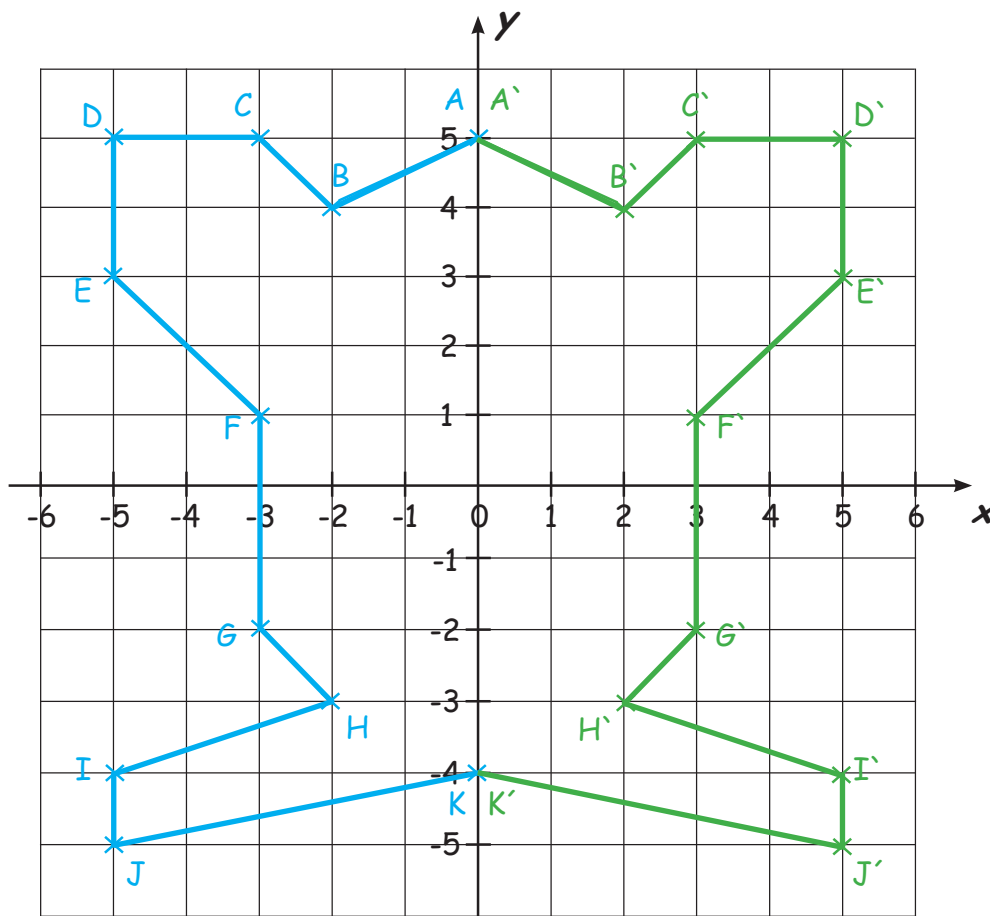
H' (5 / -3)

I' (5 / -1)

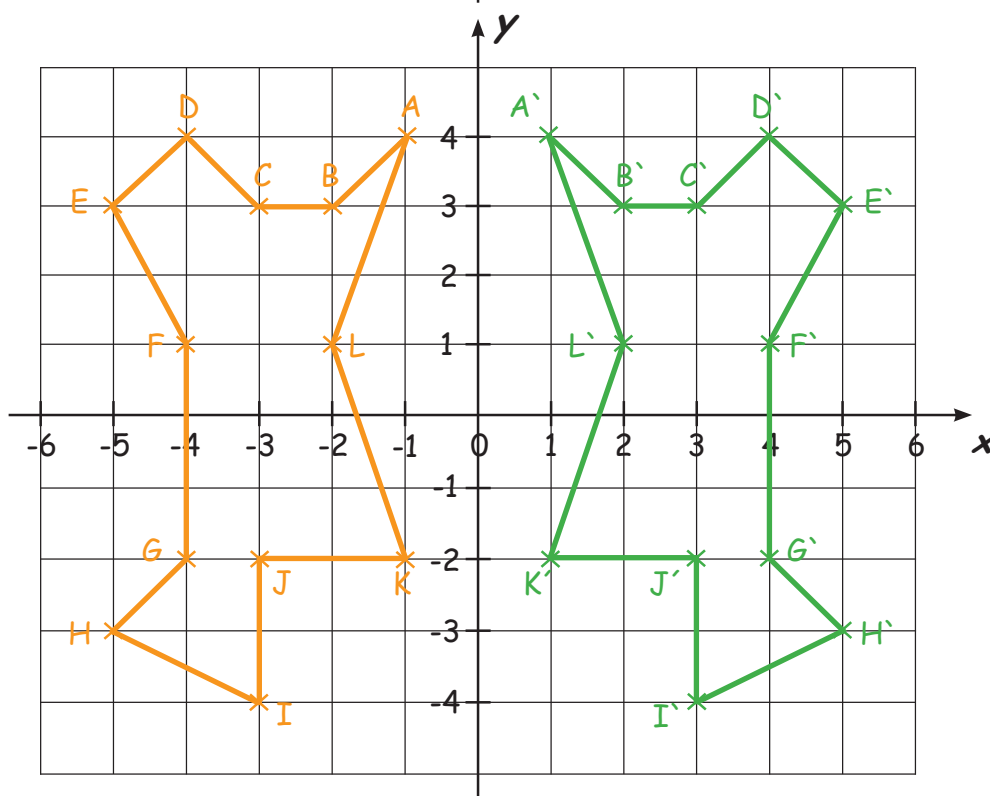
J' (4 / 0)

Spiegelen in het coördinatensysteem

Spiegel in de volgende figuren op de y-as en schrijf de ontstane hoekpunten op!



- A' (5 / 0)
- B' (2 / 4)
- C' (3 / 5)
- D' (5 / 5)
- E' (5 / 3)
- F' (3 / 1)
- G' (3 / -2)
- H' (2 / -3)
- I' (5 / -4)
- J' (5 / -5)
- K' (4 / -4)



- A' (1 / 4)
- B' (2 / 3)
- C' (3 / 3)
- D' (4 / 4)
- E' (5 / 3)
- F' (4 / 1)
- G' (4 / -2)
- H' (5 / -3)
- I' (3 / -4)
- J' (3 / -2)
- K' (1 / -2)
- L' (2 / 1)