













Rangschikken van eenheden en tientallen

1. Werken met tientallenrijen en eenhedenhokjes:

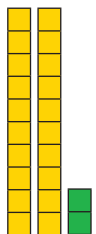
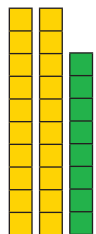
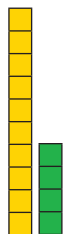
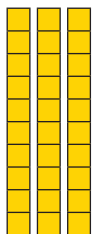
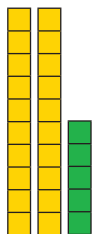

Tel de hieronder afgebeelde tientallenrijen en eenhedenhokjes. Schrijf dan het getal, dat eruit komt op.

					
1 T 5 E	T 8 E	2 T 4 E	2 T 7 E	2 T 1 E	T 2 E
↓	↓	↓	↓	↓	↓
<input type="text"/>	<input type="text"/>	<input type="text"/>	<input type="text"/>	<input type="text"/>	<input type="text"/>

					
T 4 E	T 4 E	2 T 5 E	2 T 0 E	3 T 3 E	3 T 7 E
↓	↓	↓	↓	↓	↓
<input type="text"/>	<input type="text"/>	<input type="text"/>	<input type="text"/>	<input type="text"/>	<input type="text"/>

2. Lees uit de hokjes de getallen af en schrijf ze onderin op:

					
2 T 2 E	2 T 8 E	1 T 4 E	3 T 7 E	2 T 5 E	1 T 9 E
↓	↓	↓	↓	↓	↓
<input type="text"/>	<input type="text"/>	<input type="text"/>	<input type="text"/>	<input type="text"/>	<input type="text"/>