

Vruchten herkennen


- Vind de juiste nummers voor de lege vakjes.
- Zoek nu een partner en vergelijk jullie resultaten.
- Daarna bespreken jullie met elkaar, welke vruchten jullie kennen, al gegeten hebben en welke jullie wel of niet lekker vinden.



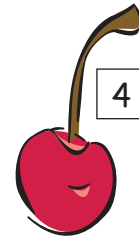
1




2



3




4



5



6




7




8




9




10




12



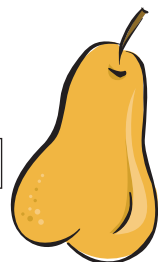
11



13



14



15

- | | | | |
|----------------------------------|--------------------------------------|------------------------------------|--------------------------------------|
| <input type="checkbox"/> kersen | <input type="checkbox"/> perzik | <input type="checkbox"/> meloen | <input type="checkbox"/> sinaasappel |
| <input type="checkbox"/> banaan | <input type="checkbox"/> citroen | <input type="checkbox"/> pruim | <input type="checkbox"/> kiwi |
| <input type="checkbox"/> peer | <input type="checkbox"/> appel | <input type="checkbox"/> manderijn | <input type="checkbox"/> abrikoos |
| <input type="checkbox"/> aardbei | <input type="checkbox"/> wijndruiven | <input type="checkbox"/> ananas | |